

PUMP PERFORMANCE CURVES

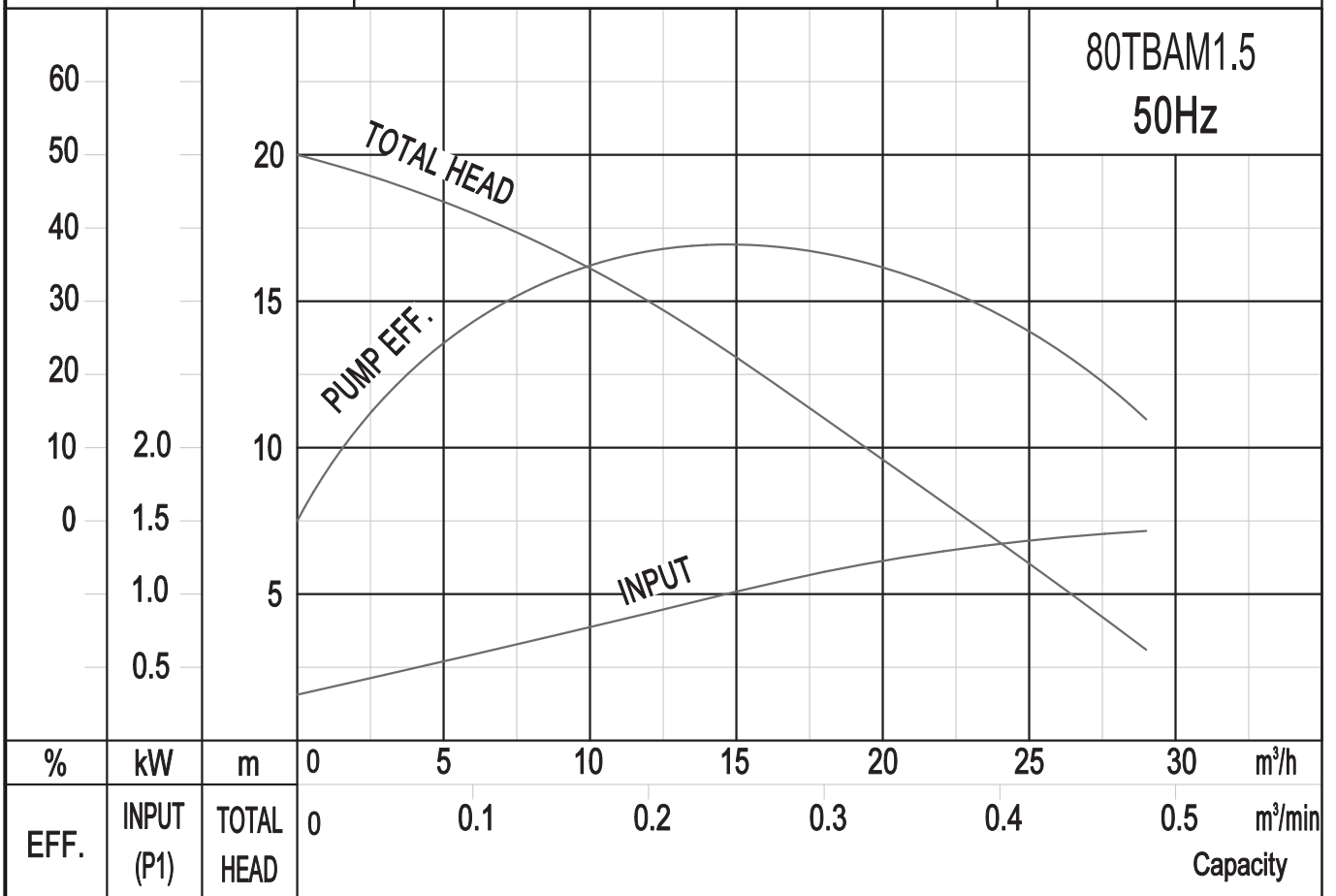
TYPE: SUBMERSIBLE DRAINAGE PUMP

MODEL: 80TBAM1.5

FREQUENCY: 50Hz

STANDARD SPECIFICATIONS

DISCHARGE BORE	80 mm	
HEAD	Max: 20 m	Rated: 15 m
CAPACITY	Max: 29 m ³ /h	Rated: 12 m ³ /h
SOLIDS DIA	8.5 mm	
MOTOR OUTPUT	1.5 kW	
PHASE x VOLTAGE	1 Øx 230 V	
CURRENT	10.0 A	
POLES/REVOLUTION	2 P/ S.S.2850 min ⁻¹	
STARTING METHOD	Direct on line	
INSULATION CLASS	F	

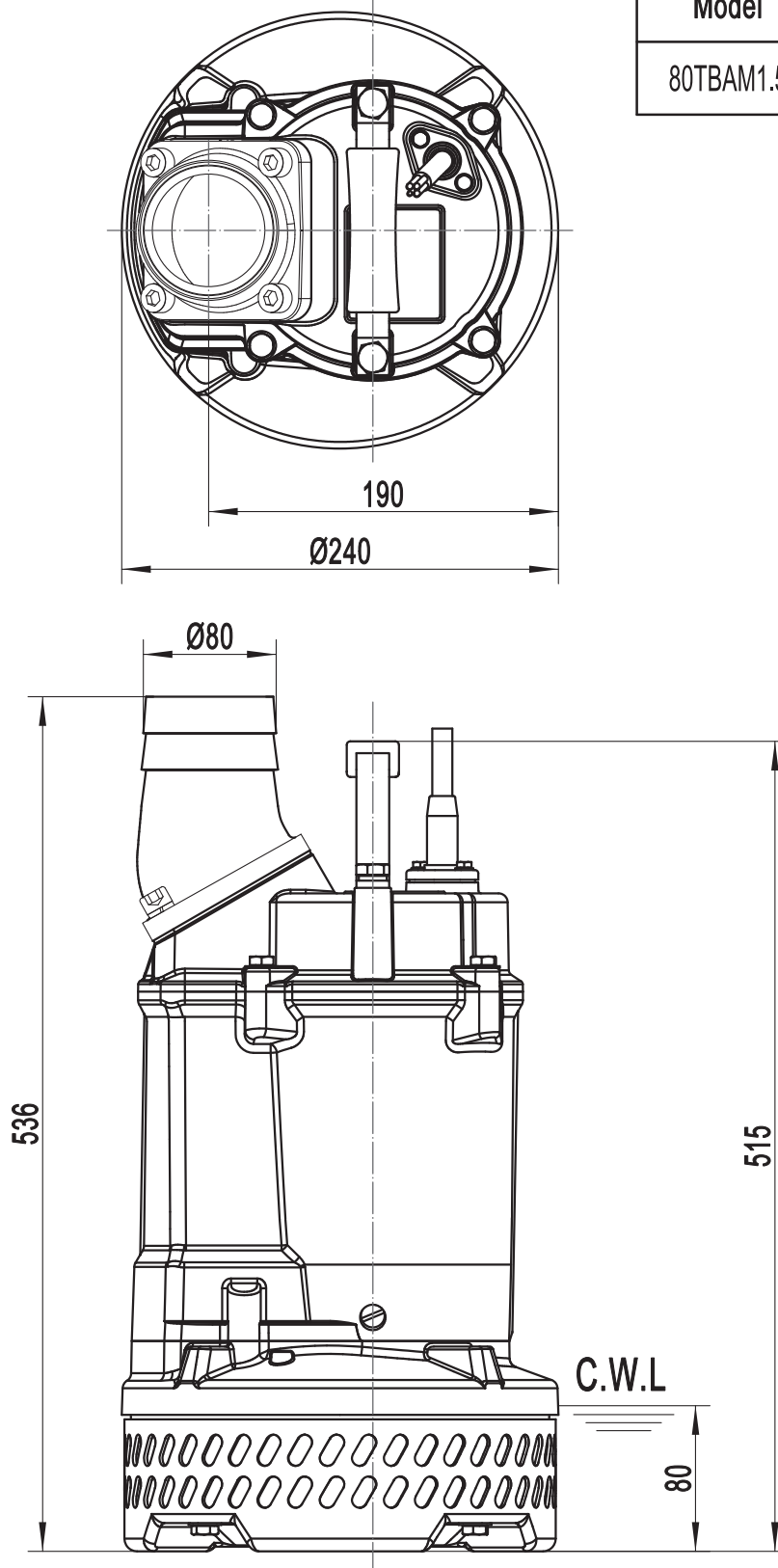


SOLIDPUMP EUROPE SIA

SECTIONAL DRAWING
TYPE: **SUBMERSIBLE DRAINAGE PUMP**

MODEL: 80TBAM1.5

Model	N.W(kg)
80TBAM1.5	26

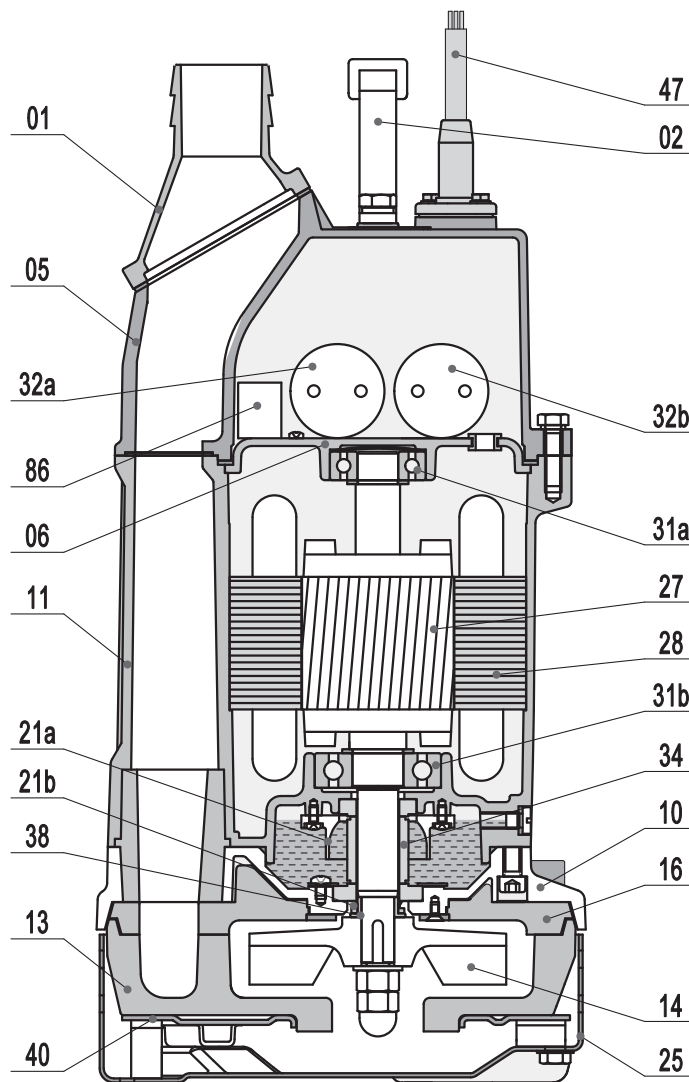


C.W.L.:Continuous Running Water Level.

SOLIDPUMP EUROPE SIA

SECTIONAL DRAWING
 TYPE: **SUBMERSIBLE DRAINAGE PUMP**

MODEL: 80TBAM1.5



Item No.	Part name	Material	Item No.	Part name	Material
01	Hose coupling	Aluminum die casting	27	Stator	
02	Handle	Rubber & AISI304SS	28	Rotor	Shaft:Stainless steel
05	Upper cover	Aluminum die casting	31a	Bearing	Ball bearing
06	Up-Bearing house	Cast iron	31b	Bearing	Ball bearing
10	Seal house	Aluminum die casting	32a	Starting capacitor	
11	Motor body	Aluminum die casting	32b	Capacitor	
13	Pump body	NBR	34	Mechanical seal	Sic-Sic/Carbon-Sic
14	Impeller	High chrome alloy	38	Shaft sleeve	
16	Plate	NBR	40	Clamping plate	Steel
21a	Oil riser	NBR	47	Cable	
21b	Sand guard	PA66+GF30	86	Centrifugal switch	

Specifications can be changed without notice

Solidpump Europe SIA

Uriekstes iela 14a
 Rīga, LV-1005
 LATVIA

Tel.: + 371 66968996
 E-mail: info@solidpump.com
 www.solidpump.com

Ver. 27.07.2023

SOLIDPUMP EUROPE SIA