

PUMP PERFORMANCE CURVES

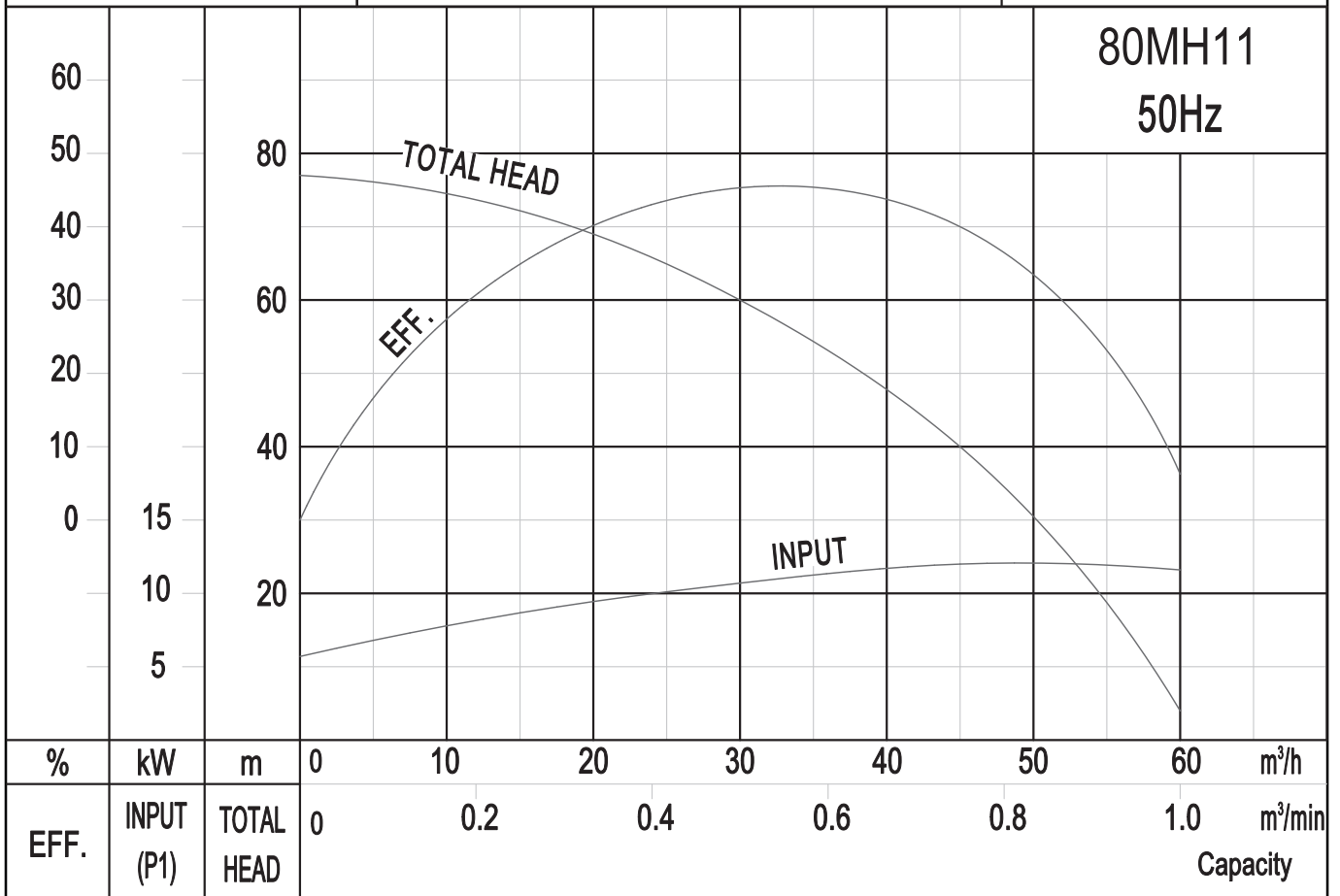
TYPE: SUBMERSIBLE DRAINAGE PUMP

MODEL: 80MH11

FREQUENCY: 50Hz

STANDARD SPECIFICATIONS

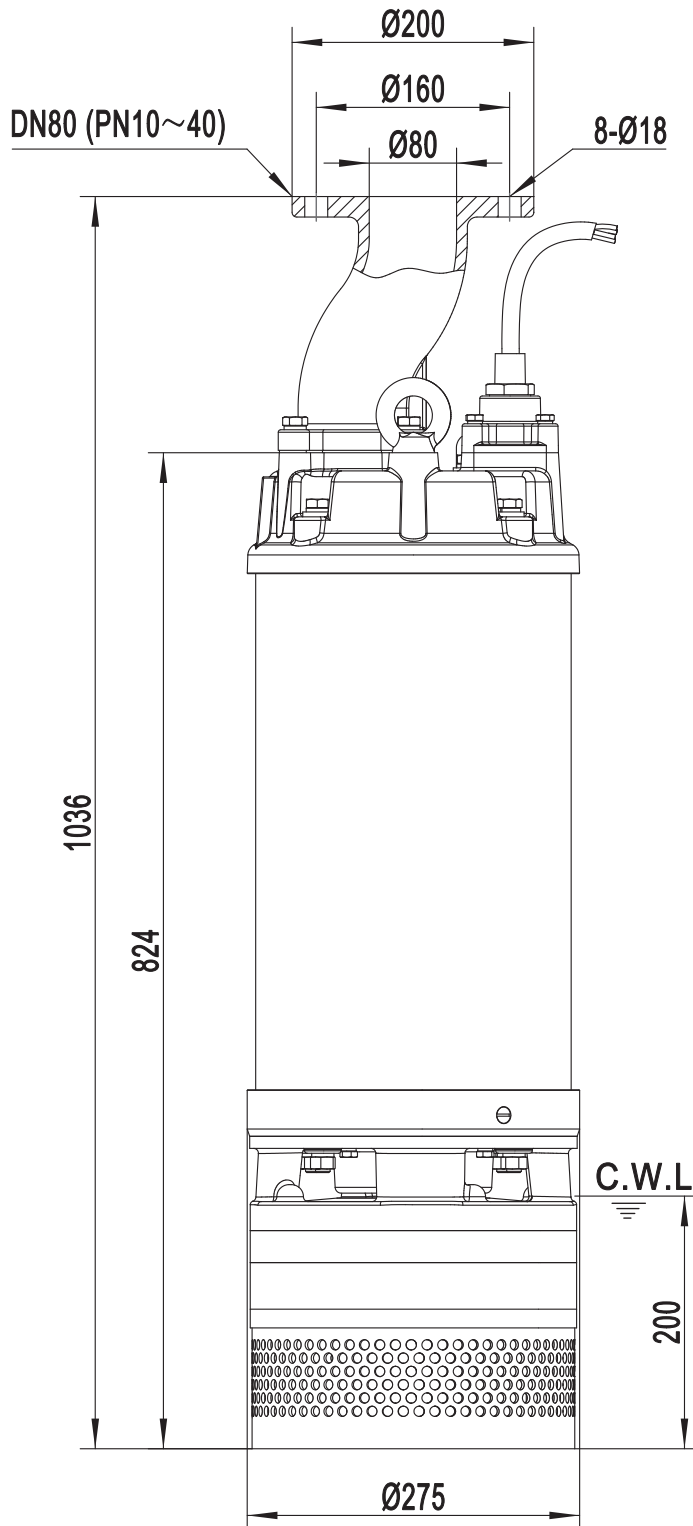
DISCHARGE BORE	80 mm	
HEAD	Max: 78 m	Rated: 60 m
CAPACITY	Max: 1.0 m ³ /min	Rated: 0.5 m ³ /min
MOTOR OUTPUT	11 kW	
PHASE x VOLTAGE	3 Øx 380/400V	
CURRENT	22 A	
POLES/REVOLUTION	2 P/ S.S.2850 min ⁻¹	
STARTING METHOD	Direct-on-line start	
INSULATION CLASS	F/H	



SOLIDPUMP EUROPE SIA

DIMENSION DRAWING
 TYPE: **SUBMERSIBLE DRAINAGE PUMP**

MODEL: 80MH11



Model	N.W(kg)
80MH11	160

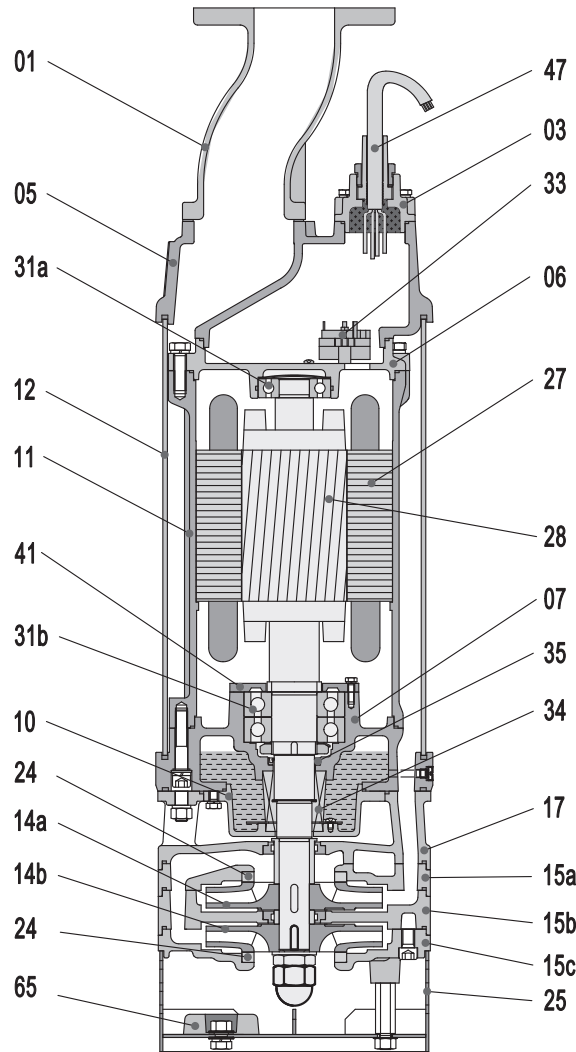
C.W.L:Continuous Running Water Level.

SOLIDPUMP EUROPE SIA

DIMENSION DRAWING

TYPE: SUBMERSIBLE DRAINAGE PUMP

MODEL: 80MH11



Item No.	Part name	Material	Item No.	Part name	Material
01	Hose coupling	Ductile iron	17	Suction interconnector	Ductile iron
03	Terminal box	Cast iron	24	Neck ring	High chrome alloy
05	Upper cover	Cast iron	25	Strainer	
06	Up-Bearing house	Cast iron	27	Stator	
07	Bearing house	Cast iron	28	Rotor	Shaft:AISI420SS
10	Seal bracket	Cast iron	31a	Bearing	Ball bearing
11	Motor body	Cast iron	31b	Bearing	Angular contact bearing
12	Outer casing	Steel	33	Motor protector	
14a	Impeller	High chrome alloy	34	Mechanical seal	Sic-Sic/Sic-Sic
14b	Impeller	High chrome alloy	35	Oil seal	
15a	Diffuser & Casing	Ductile iron	41	Bearing fixing plate	Cast iron
15b	Diffuser & Casing	Ductile iron	47	Cable	
15c	Diffuser & Casing	Ductile iron	65	Cathodic protection plate	AL

Specifications can be changed without notice

Solidpump Europe SIA

Uriekstes iela 14a
Rīga, LV-1005
LATVIA

Tel.: + 371 66968996
E-mail: info@solidpump.com
www.solidpump.com

Ver. 21.11.2022

SOLIDPUMP EUROPE SIA