

PUMP PERFORMANCE CURVES

TYPE: SUBMERSIBLE DRAINAGE PUMP

MODEL: 80TBAE1.5

FREQUENCY: 50Hz

STANDARD SPECIFICATIONS

DISCHARGE BORE

80 mm

HEAD

Max: 20 m

Rated: 15 m

CAPACITY

Max: 29 m³/h

Rated: 12 m³/h

SOLIDS DIA

8.5 mm

MOTOR OUTPUT

1.5 kW

PHASE x VOLTAGE

3 Øx400 V

CURRENT

3.5 A

POLES/REVOLUTION

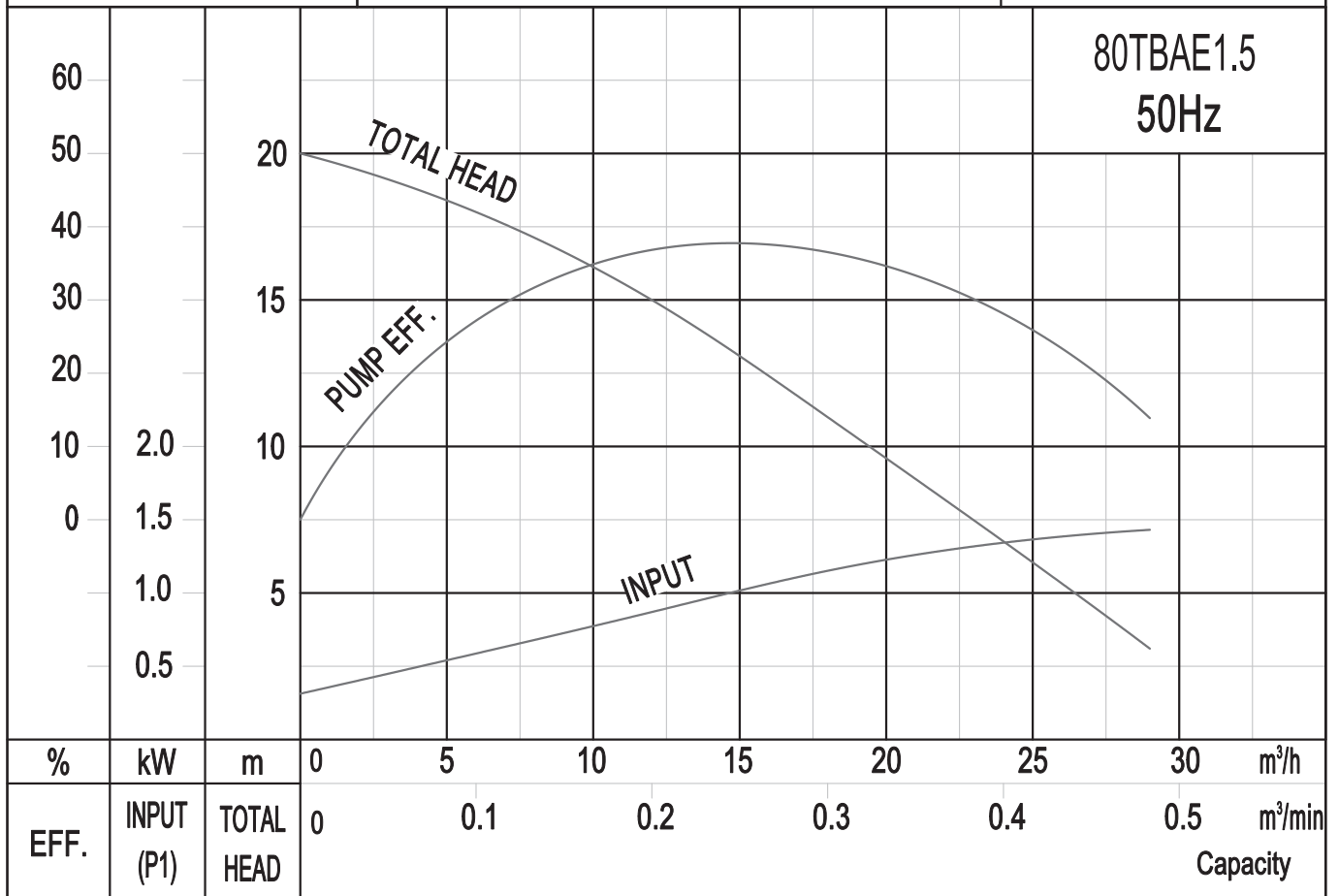
2 P/ S.S.2850 min⁻¹

STARTING METHOD

Direct on line

INSULATION CLASS

F

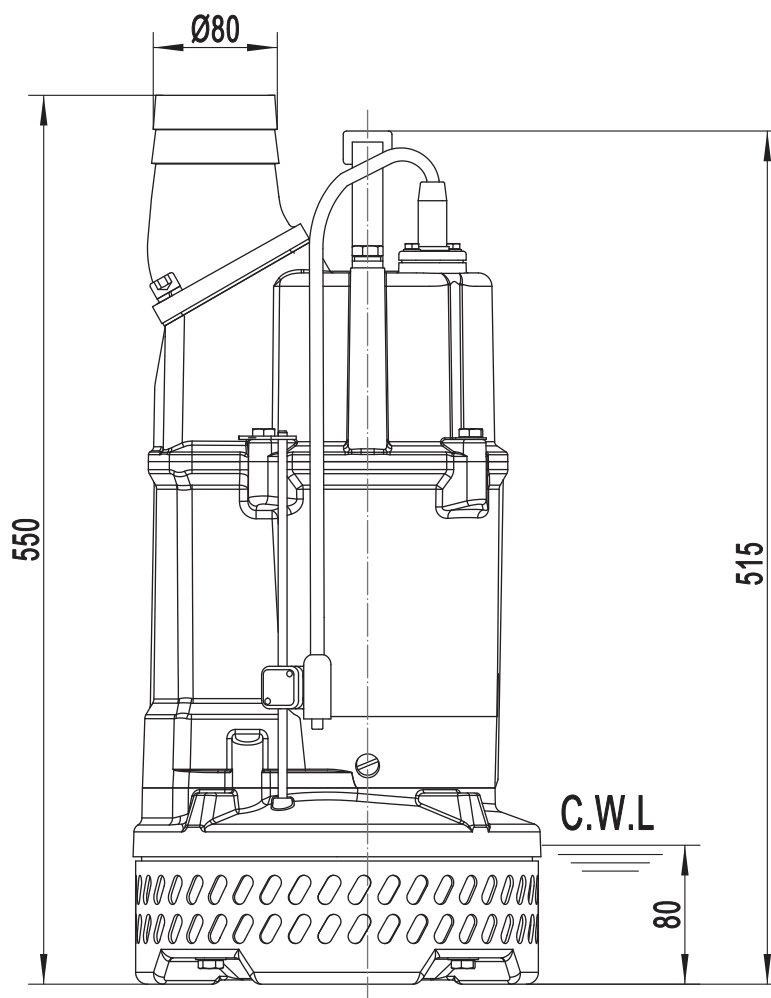
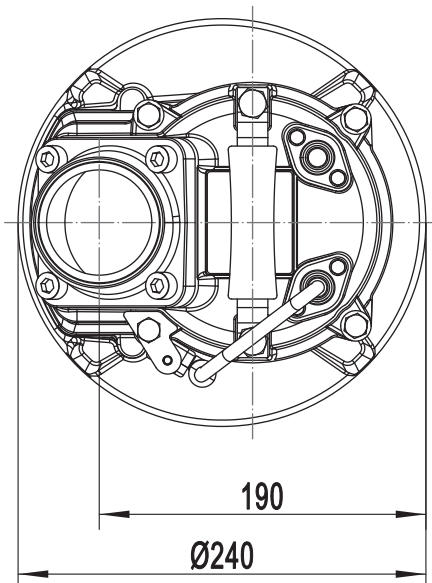


SOLIDPUMP EUROPE SIA

SECTIONAL DRAWING
TYPE: **SUBMERSIBLE DRAINAGE PUMP**

MODEL: 80TBAE1.5

Model	N.W(kg)
80TBAE1.5	25

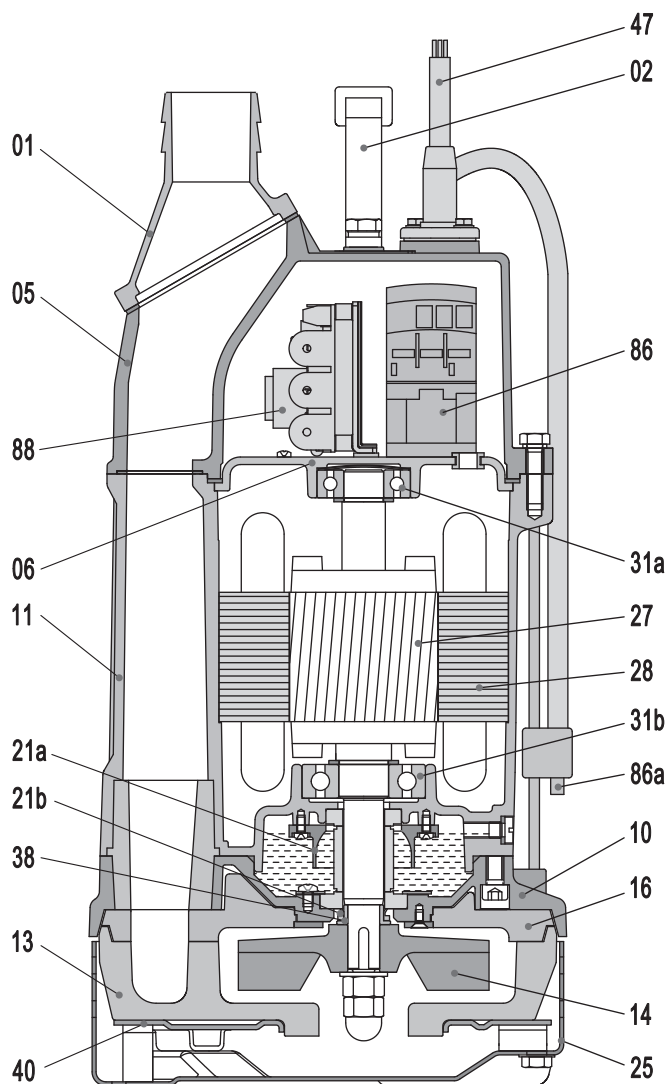


C.W.L.: Continuous Running Water Level.

SOLIDPUMP EUROPE SIA

SECTIONAL DRAWING
TYPE: **SUBMERSIBLE DRAINAGE PUMP**

MODEL: 80TBAE1.5



Item No.	Part name	Material	Item No.	Part name	Material
01	Hose coupling	Aluminum die casting	27	Stator	
02	Handle	Rubber & AISI304SS	28	Rotor	Shaft:Stainless steel
05	Upper cover	Aluminum die casting	31a	Bearing	Ball bearing
06	Up-Bearing house	Cast iron	31b	Bearing	Ball bearing
10	Seal house	Aluminum die casting	34	Mechanical seal	Sic-Sic/Carbon-Sic
11	Motor body	Aluminum die casting	38	Shaft sleeve	
13	Pump body	NBR	40	Clamping plate	Steel
14	Impeller	High chrome alloy	47	Cable	
16	Plate	NBR	86	AC Contactor	
21a	Oil riser	NBR	86a	Water level sensor	
21b	Sand guard	PA66+GF30	88	Controller block	

Specifications can be changed without notice

Solidpump Europe SIA

Uriekstes iela 14a
Rīga, LV-1005
LATVIA

Tel.: + 371 66968996
E-mail: info@solidpump.com
www.solidpump.com

ver. 12.12.2024

SOLIDPUMP EUROPE SIA