

PUMP PERFORMANCE CURVES

TYPE: SUBMERSIBLE DRAINAGE PUMP

MODEL: 200MH55

FREQUENCY: 50Hz

STANDARD SPECIFICATIONS

DISCHARGE BORE

200 mm

HEAD

Max: 65 m

Rated: 50 m

CAPACITY

Max: 6.5 m³/min

Rated: 4.0 m³/min

MOTOR OUTPUT

55 kW

PHASE x VOLTAGE

3 Øx 380/400V

CURRENT

100 A

POLES/REVOLUTION

2 P/ S.S.2850 min⁻¹

STARTING METHOD

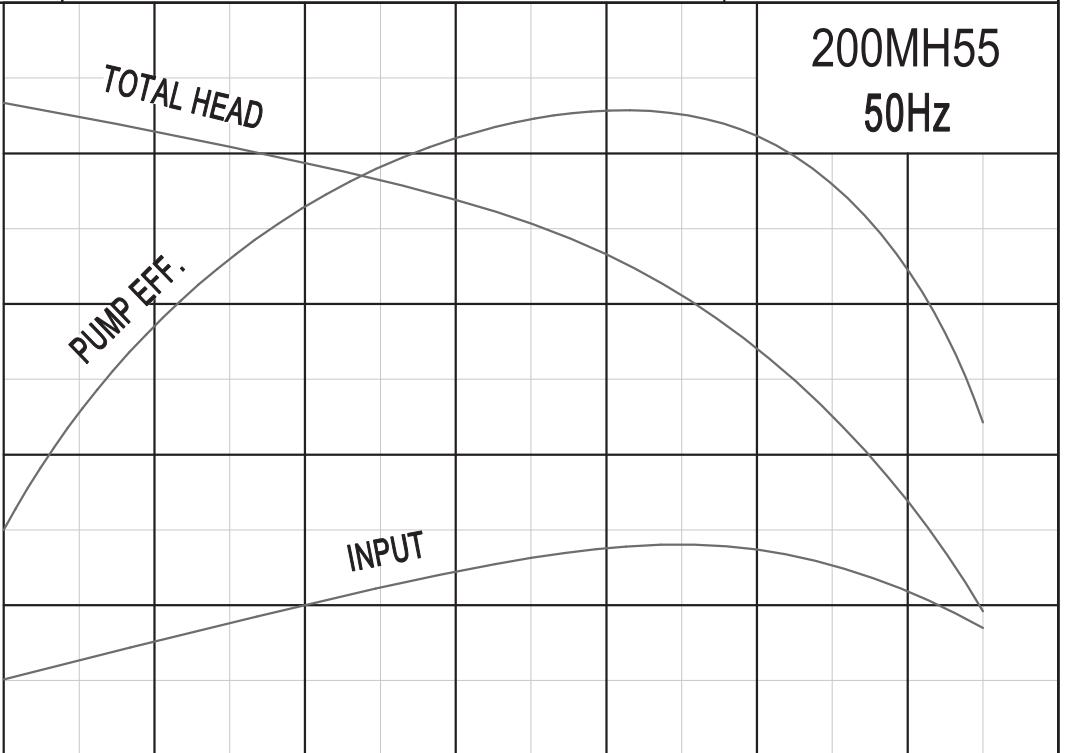
Star-Delta start

INSULATION CLASS

F/H

60
50
40
30
20
10
0
60
45
30

60
45
30
15
0



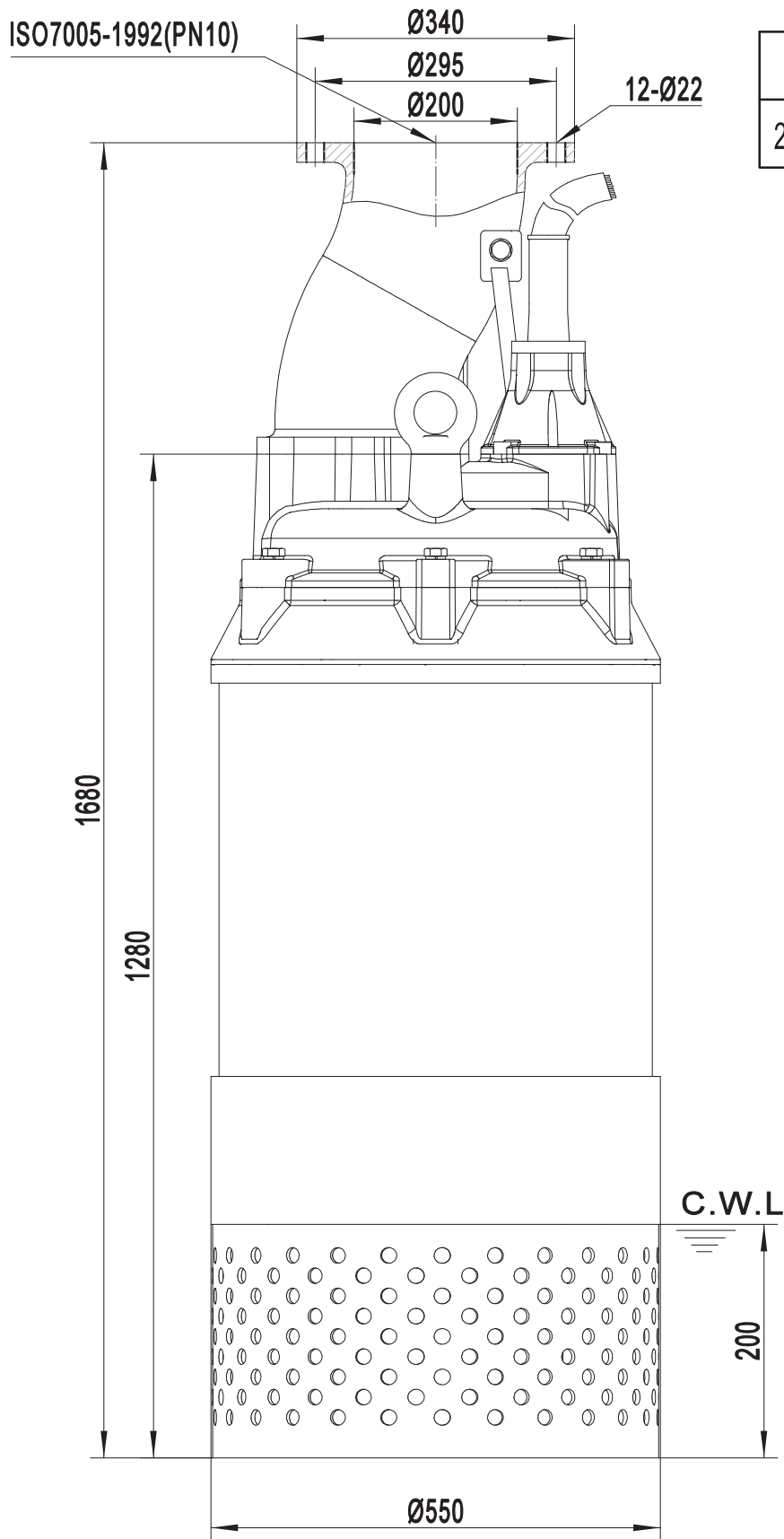
200MH55
50Hz

%	kW	m	0	60	120	180	240	300	360	m ³ /h
PUMP EFF.	INPUT (P1)	TOTAL HEAD	0	2.0	4.0	6.0	m ³ /min	Capacity		

SOLIDPUMP EUROPE SIA

DIMENSION DRAWING
TYPE: **SUBMERSIBLE DRAINAGE PUMP**

MODEL: 200MH55



Model	N.W(kg)
200MH55	880

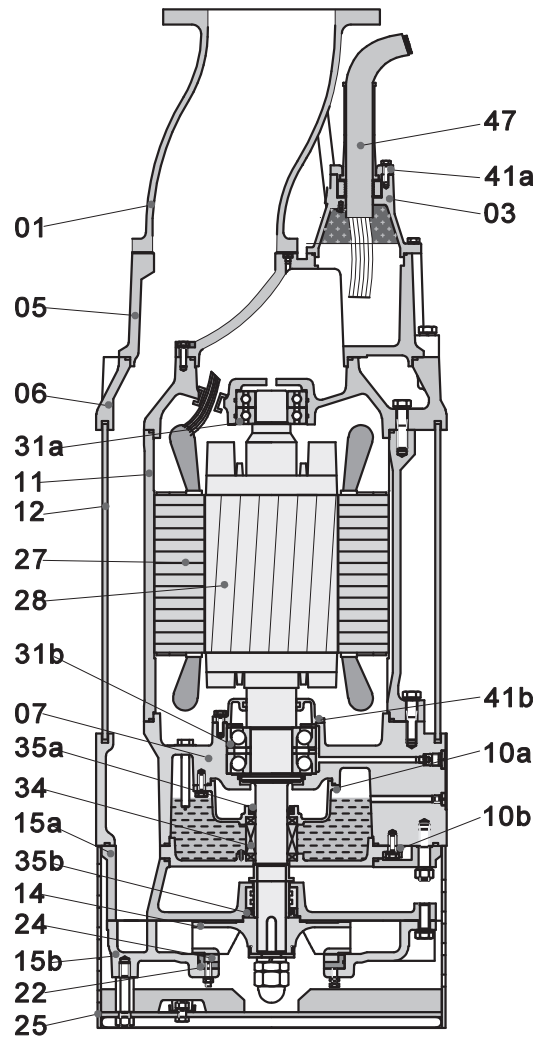
C.W.L:Continuous Running Water Level.

SOLIDPUMP EUROPE SIA

DIMENSION DRAWING

TYPE: SUBMERSIBLE DRAINAGE PUMP

MODEL: 200MH55



Item No.	Part name	Material	Item No.	Part name	Material
01	Hose coupling	Ductile iron	24	Neck ring	High chrome alloy
03	Terminal box	Cast iron	25	Strainer	AISI304SS
05	Upper cover	Cast iron	27	Stator	
06	Up-Bearing house	Cast iron	28	Rotor	Shaft:AISI420SS
07	Bearing house	Cast iron	31a	Bearing	Ball bearing
10a	Seal bracket	Cast iron	31b	Bearing	Angular contact bearing
10b	Seal bracket	Cast iron	34	Mechanical seal	Tc-Sic/Sic-Sic
11	Motor body	Cast iron	35a	Oil seal	
12	Outer casing	Steel	35b	Oil seal	
14	Impeller	High chrome alloy	41a	Shim	Cast iron
15a	Diffuser	Cast iron	41b	Shim	Cast iron
15b	Diffuser	Ductile iron	47	Cable	
22	Seat assembly	Cast iron			

Specifications can be changed without notice

Solidpump Europe SIA
 Uriekstes iela 14a
 Rīga, LV-1005
 LATVIA
 Tel.: + 371 66968996
 E-mail: info@solidpump.com
 www.solidpump.com

Ver. 21.11.2022

SOLIDPUMP EUROPE SIA