

PUMP PERFORMANCE CURVES

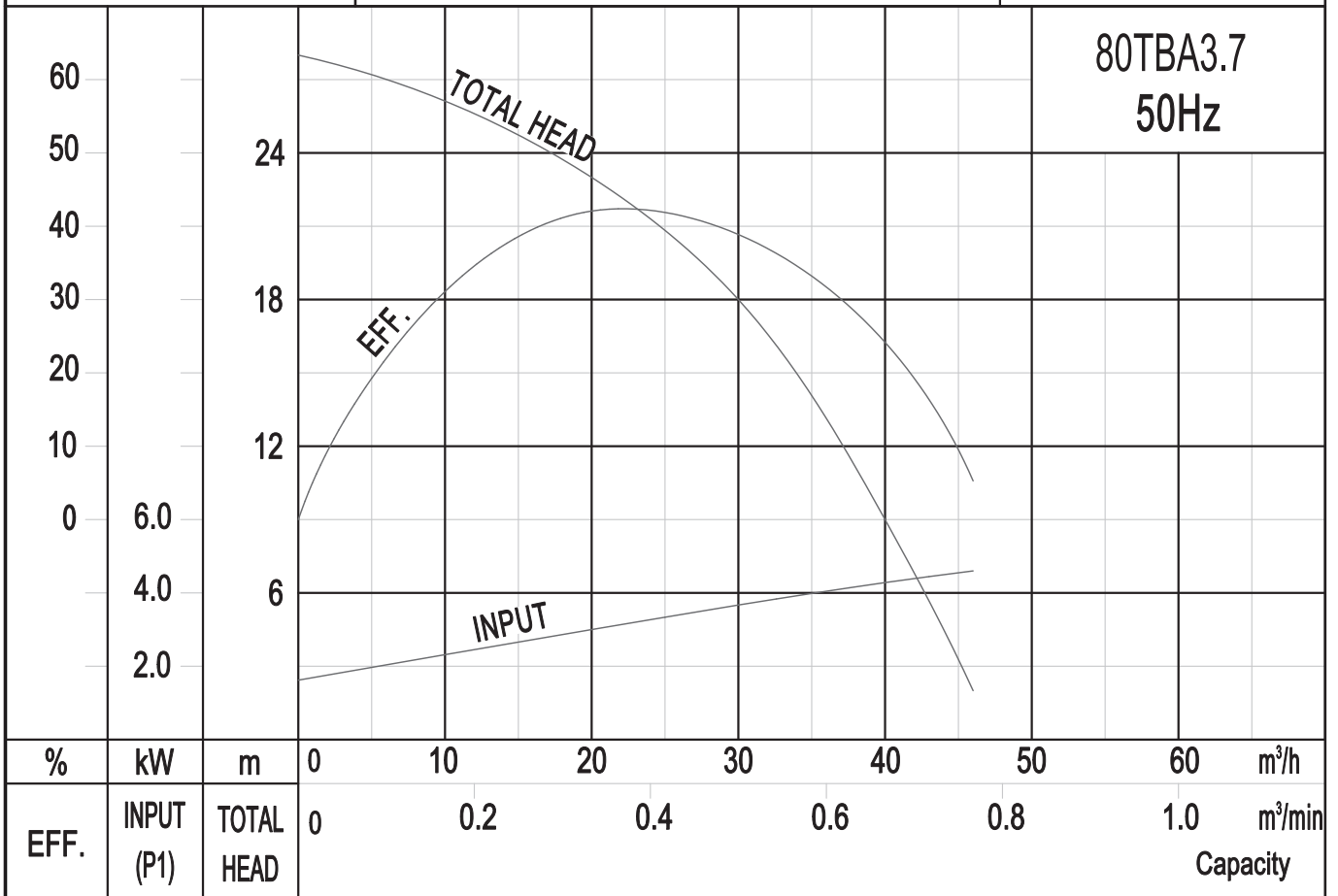
TYPE: SUBMERSIBLE DRAINAGE PUMP

MODEL: 80TBA3.7

FREQUENCY: 50Hz

STANDARD SPECIFICATIONS

DISCHARGE BORE	80 mm	
HEAD	Max: 28 m	Rated: 18 m
CAPACITY	Max: 46 m ³ /h	Rated: 30 m ³ /h
SOLIDS DIA	8.5 mm	
MOTOR OUTPUT	3.7 kW	
PHASE x VOLTAGE	3 Øx 400 V	
CURRENT	8.1 A	
POLES/REVOLUTION	2 P/ S.S.2850 min ⁻¹	
STARTING METHOD	Direct on line	
INSULATION CLASS	F	

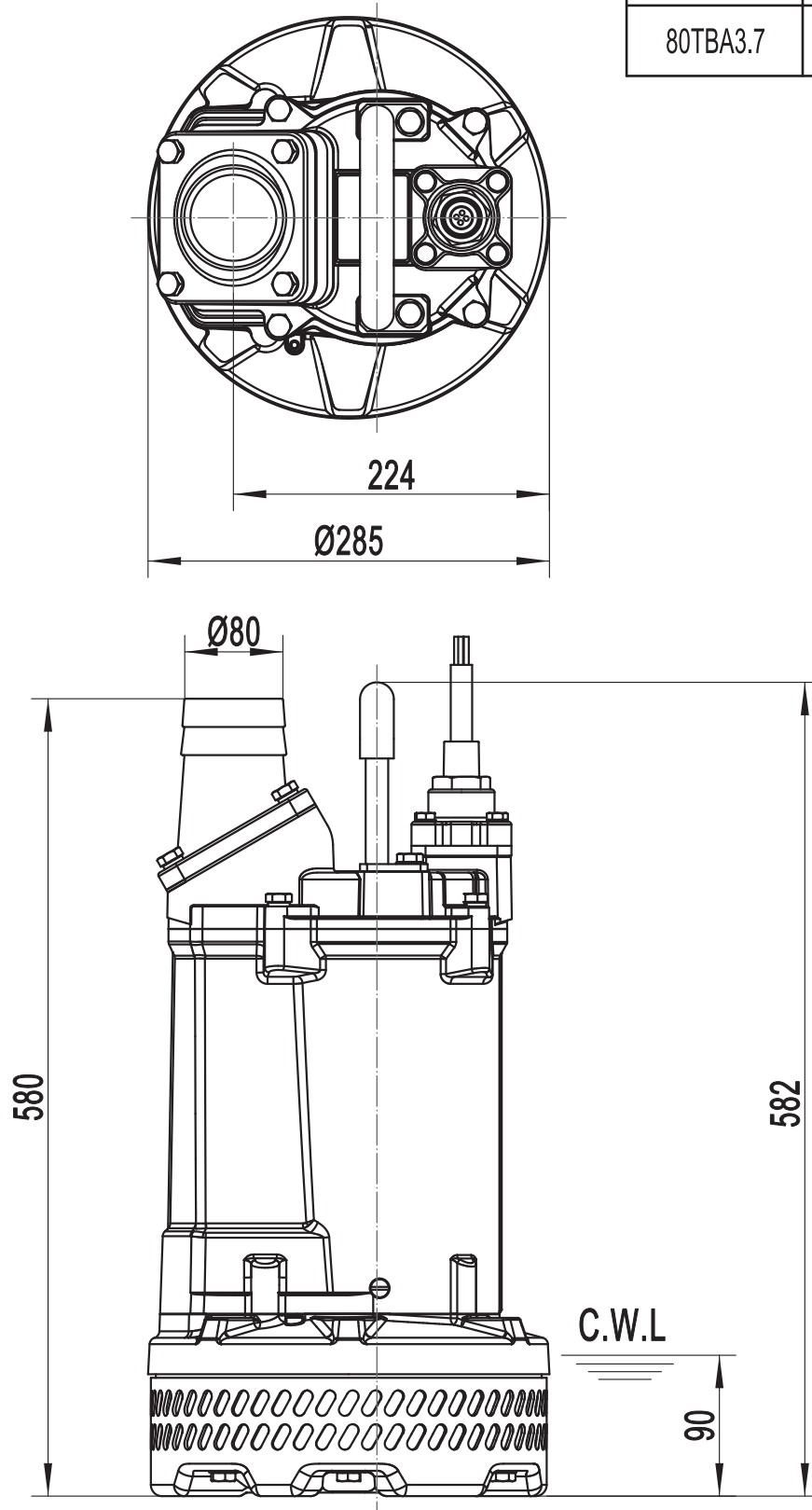


SOLIDPUMP EUROPE SIA

SECTIONAL DRAWING
TYPE: **SUBMERSIBLE DRAINAGE PUMP**

MODEL: 80TBA3.7

Model	N.W(kg)
80TBA3.7	40.5

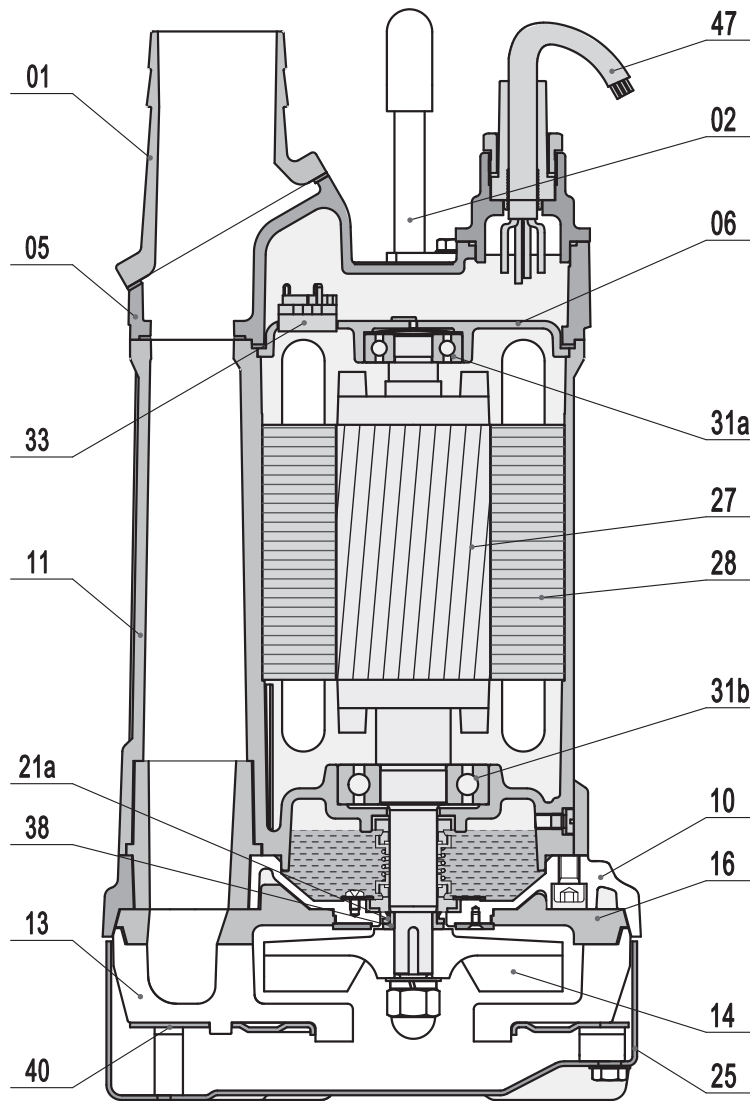


C.W.L.:Continuous Running Water Level.

SOLIDPUMP EUROPE SIA

SECTIONAL DRAWING
 TYPE: **SUBMERSIBLE DRAINAGE PUMP**

MODEL: 80TBA3.7



Item No.	Part name	Material	Item No.	Part name	Material
01	Hose coupling	Aluminum die casting	27	Stator	
02	Handle	Rubber & AISI304SS	28	Rotor	Shaft:Stainless steel
05	Upper cover	Aluminum die casting	31a	Bearing	Ball bearing
06	Up-Bearing house	Cast iron	31b	Bearing	Ball bearing
10	Seal house	Aluminum die casting	33	Motor protector	
11	Motor body	Aluminum die casting	34	Mechanical seal	Sic-Sic/Carbon-Ceramic
13	Pump body	NBR	38	Shaft sleeve	
14	Impeller	High chrome alloy	40	Clamping plate	Steel
16	Plate	NBR	47	Cable	
21a	Sand guard	NBR			

Specifications can be changed without notice

Solidpump Europe SIA

Uriekstes iela 14a
 Rīga, LV-1005
 LATVIA

Tel.: + 371 66968996
 E-mail: info@solidpump.com
 www.solidpump.com

Ver. 27.07.2023

SOLIDPUMP EUROPE SIA